


MAKERS OF WIDE RANGE OF OSCILLOSCOPES, D. V. M. S. D. P. M. S. SIGNAL GENERATORS, F. E. T. INPUT MULTIMETERS, POWER SUPPLIES, AND OTHER CUSTOM MADE ELECTRONIC INSTRUMENTS.

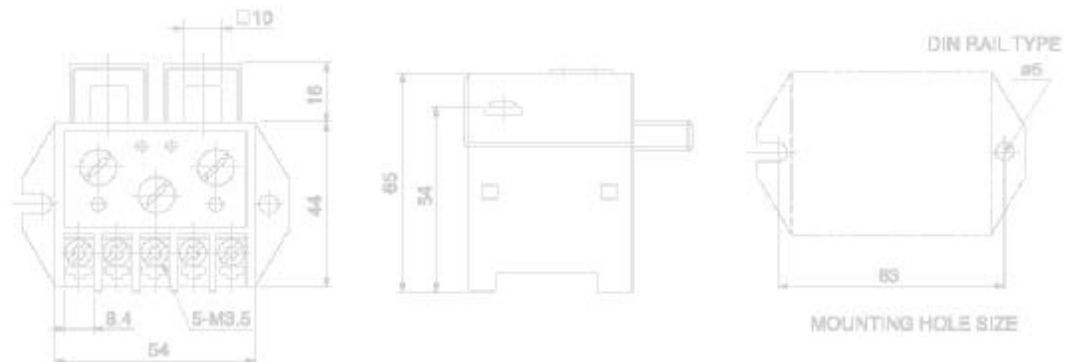


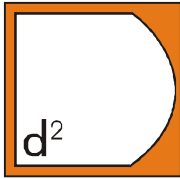
ISO 9001 : 2000

- **Electronic Overload Relay**



Electronic overload relay is suitable for AC 50/60Hz, voltage up to 600VAC and current up to 60A. It is used as Overload and Phase Loss Protection device. It has independently adjustable STARTING and TRIP delay (O-TIME, D-TIME), Visual Current Setting Dial, Trip Indication, Fail Safe Protection (N type) and Electronic Shear Pin function. The product conforms to IEC60947-1 standard.





MAKERS OF WIDE RANGE OF OSCILLOSCOPES, D. V. M. S. D. P. M. S. SIGNAL GENERATORS, F. E. T. INPUT MULTIMETERS, POWER SUPPLIES, AND OTHER CUSTOM MADE ELECTRONIC INSTRUMENTS.

Specification

Type	DS-EOLR.. -...		
Current range	05) 0.5 – 5A (scale 6.5A) (e.g. DS-EOLR05-440)		
	30) 3 – 30A (scale 35A)		
	60) 5 – 60A (scale 70A)		
Rated voltage	600VAC, 50/60 Hz		
Operating setting	D-TIME	0.2 – 30 seconds	
	O-TIME	0.2 – 10 seconds	
Accuracy	Current	± 10%	
	Time	± 15% of max. time set value	
Time characteristics	Definite time		
Control voltage	220) Voltage free (90 ~ 260) VAC, 50/60Hz		
	440) Voltage free (320 ~ 480) VAC, 50/60Hz (other voltage optional)		
Control Sensing	2 CTs		
Output Contact	Contacts	SPDT 3A/250VAC Resistive	
	Condition	N Type	Normally energized: 95 ----- ----- 98 closed
		R Type	Normally energized: 95 ----- ----- 98 closed
Reset	Manual or remote electrical by interrupting supply		
Environment	Temp. Run	Run	-20 + 70 deg C
		Store	-30 + 80 deg C
	Humidity	45 ~ 85% RH, non-condensing	
Insulation	Between casing and circuits: Over 10M with DC 500V Megger		
Dielectric strength	1. Between casing & circuits: AC 2000V, 60Hz, 1 min. 2. Between Contacts: AC 1000V, 60Hz, 1 min 3. Between Circuits: AC 2000V, 60Hz, 1 min		
Power consumption	Under 2W		
Mounting	35 mm Din Rail (D)		
Note	Starting current of motor trips the relay as over current protection of EOLR is not applied during motor run-up time.		